


C | 4i

- y | ä ä
- y ¶ ä!ÿß v8 gÉ ä h
- y U* y~²-ÿß v
- y ³²° Oò
- y ...ª y[% Q< »% Q<
- y ¶•y' y " k 9' k?è'
- y /6
- y 9+2<



C | 5é

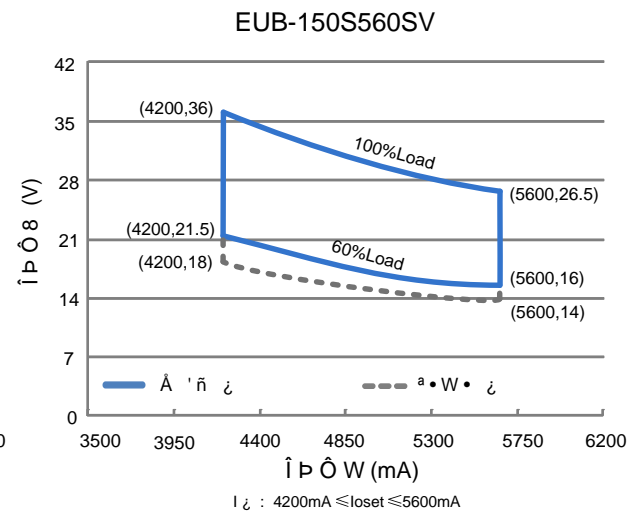
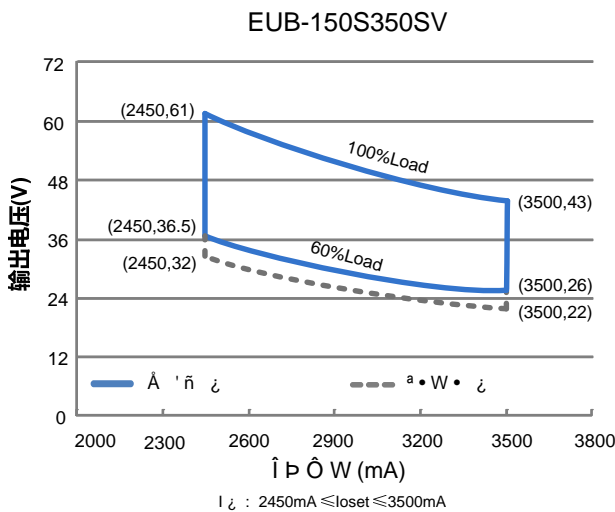
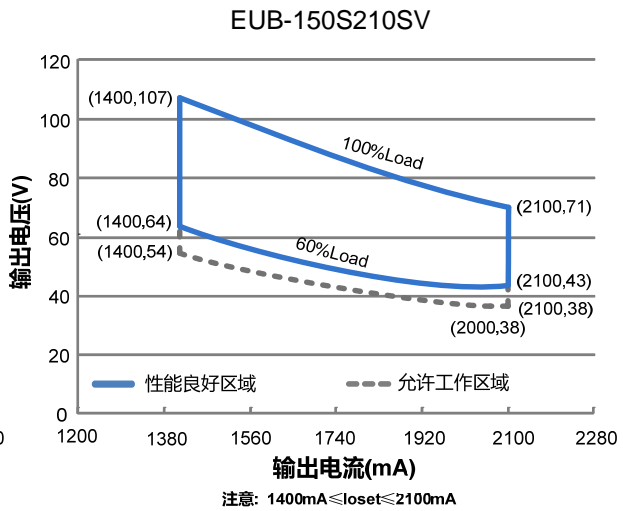
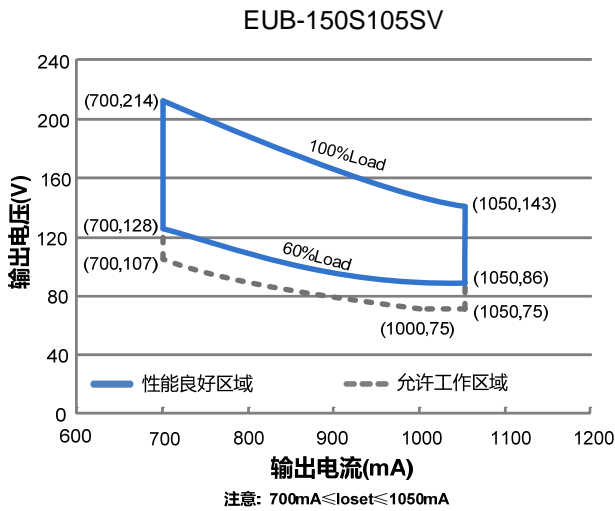
+;(9^^^9< ©ç = vU²Ü ~D}kžÿµ 98 <GIk ÄÄÝä äæ
 fož4©çD}© WJs°kd°°C žÁç^• ò—kožÝä |äk-Ø ÙÓ—k'ñ •½k
 âÝªUä4D} U'Ákw•x4D} .xož¶•y ' k ,...ª' o• 9' o•?è' C "
 ' k¾©'š44.D} —žI dož

¹Y æ =

ÎPÔW T•ÿ	µ'ÎP ÔWÿ	ÎPÔW -pš	Î'Ô8 ÿ	ÎPÔ8 ÿ	£ÜÎP ']'	')d		¹Y
							120Vac	220Vac	
700-1050mA	700-1050mA	700 mA	90~305 Vac/ 127~250 Vdc	75~214Vdc	150 W	93.0%	0.99	0.96	EUB-150S105SV
1400-2100mA	1400-2100mA	1400 mA	90~305 Vac/ 127~250 Vdc	38~107Vdc	150 W	93.0%	0.99	0.96	EUB-150S210SV ⁽⁴⁾
2450-3500mA	2450-3500mA	3150 mA	90~305 Vac/ 127~250 Vdc	22 ~ 61Vdc	150 W	92.5%	0.99	0.96	EUB-150S350SV ⁽⁴⁾
4200-5600mA	4200-5600mA	4200 mA	90~305 Vac/ 127~250 Vdc	14 ~ 36Vdc	150 W	92.0%	0.99	0.96	EUB-150S560SV ⁽⁴⁾

Iu g h = ¶ äÄÝÿß v8
 g h•š 98 y <GIê <Jlg")))k69+k19 y (/9h
 g hyiÚ^y <GIg!•†•" h
 g h9+2< ÿß

I-V V € ¼



Î 4i x

ÿ d	£ 3 š	À 1 š	£ Ü š	Ô I
ÿ µ 9 8	90 Vac	-	305 Vac	127~250 Vdc
ÿ µ È ä 8	47 Hz	-	63 Hz	
¥ v	-	-	0.70 mA	IEC60598-1; 240Vac/ 60Hz,
ÿ µ v	-	-	1.60 A	¿ ú k < G I
	-	-	0.90 A	¿ ú k < G I

Î 4î x

? d	£ 3 š	À 1 š	£ Ü š	Ô I
~... vg/ Zh	-	-	2.10 A ² s	< G I k - ê “ g Ò Ñ o /VQ /VQ 4 Ò ž • # f Y z i Ô
ä œ f	0.90	-	-	100-240Vac, 50-60Hz, 60%-100% ç ú
È ´ f â 1	-	-	20%	(90-150W)
È ´ f â 1	-	-	10%	220-240Vac, 50-60Hz, 75%-100% ç ú (112.5-150W)

Î 4î x

? d	£ 3 š	À 1 š	£ Ü š	Ô I
v ð †	-5%loset	-	5%loset	100% ç ú
ÿ ß v — á 8 / U Y K Z EUB-150S105SV EUB-150S210SV EUB-150S350SV EUB-150S560SV	700 mA 1400 mA 2450 mA 4200 mA	- - - -	1050 mA 2100 mA 3500 mA 5600 mA	
É ä ÿ ß v — á 8 EUB-150S105SV EUB-150S210SV EUB-150S350SV EUB-150S560SV	700 mA 1400 mA 2450 mA 4200 mA	- - - -	1050 mA 2100 mA 3500 mA 5600 mA	
È ÿ ß v ¼ f V Q V Q	-	5%lomax	10%lomax	100% ç ú k 3 . ` (=
o ĩ v	-	-	10%lomax	100% ç ú
q ú ÿ ß 9 EUB-150S105SV EUB-150S210SV EUB-150S350SV EUB-150S560SV	- - - -	- - - -	250 V 120 V 80 V 50 V	
ç Á² ... ä	-	-	0.5%	100% ç ú
ç ú² ... ä	-	-	1.5%	
• Ñ o ž •	-	-	1.0 s	< G I ç ú
	-	-	0.5 s	< G I ç ú
ÿ ß v “ † © f	-	0.03%/°C	-	Ó “ # °C d : I Á Ý ›

I u ñ Ä Ä @ f © “ † °) Ò Ñ ñ O y Á ° › k Ô ð h ç “ Ü o ž

P á é

?	£ 3 š	À 1 š	£ Ü š	Ô
ä @120Vac EUB-150S105SV lo=700 mA lo=1050 mA EUB-150S210SV lo=1400 mA lo=2100 mA EUB-150S350SV lo=2450 mA lo=3500 mA EUB-150S560SV lo=4200 mA lo=5600 mA	88.5% 87.0% 88.5% 87.0% 88.0% 86.0% 88.0% 86.0%	90.5% 89.0% 90.5% 89.0% 90.0% 88.0% 90.0% 88.0%	- - - - - - -	ž ú k q ê “ z Ò Ñ ž k ä ‘ z ³
ä @220Vac EUB-150S105SV lo=700 mA lo=1050 mA EUB-150S210SV lo=1400 mA lo=2100 mA EUB-150S350SV lo=2450 mA lo=3500 mA EUB-150S560SV lo=4200 mA lo=5600 mA	91.0% 90.0% 91.0% 89.5% 90.5% 88.5% 90.0% 88.0%	93.0% 92.0% 93.0% 91.5% 92.5% 90.5% 92.0% 90.0%	- - - - - - -	ž ú k q ê “ z Ò Ñ ž k ä ‘ z ³
ä @277Vac EUB-150S105SV lo=700 mA lo=1050 mA EUB-150S210SV lo=1400 mA lo=2100 mA EUB-150S350SV lo=2450 mA lo=3500 mA EUB-150S560SV lo=4200 mA lo=5600 mA	91.5% 90.0% 91.5% 90.0% 91.0% 89.0% 90.0% 88.0%	93.5% 92.0% 93.5% 92.0% 93.0% 91.0% 92.0% 90.0%	- - - - - - -	ž ú k q ê “ z Ò Ñ ž k ä ‘ z ³
u @ — { ž ž •	-	210,000 Hours	-	< G l ê “ - ž ú 3 / 2 . * (1
. x ž •	-	114,000 Hours	-	< G l k ž ú k Ó “ - k Ö ñ @ Á . x ¼ ž
• Ó “	-40°C	-	+90°C	
Á ‘ Ó “	-40°C	-	+80°C	
¥ “ †	-40°C	-	+85°C	~ † : 5%RH to 100%RH
> * 6 * 2 ~ = ~ . D œ 2 ~ = ~ .				m 5 ö > * ~ ~ ~ ~
Ô M	-	775 g	-	

I u ñ Ä Ä @ f ® “ † °) Ò Ñ ñ O y Á ° > k Ô ð h ç “ Û o ž

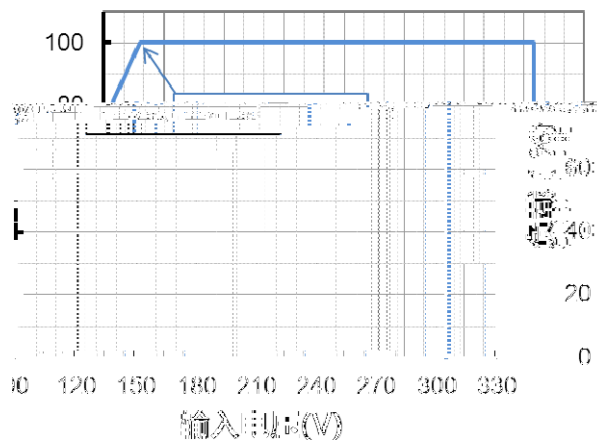
μ 0 Â × 0

μ 0 ϕ	× 0
ENEC & TUV & CE	EN 61347-1, EN61347-2-13
CB	IEC 61347-1, IEC 61347-2-13
CCC	GB 19510.1, GB 19510.14
PSE	J 61347-1, J 61347-2-13
KS	KS C 7655
BIS	IS 15885(Part2/Sec13)
+ 3/ × 0	0 I
EN 55015/GB 17743 ⁽¹⁾	Conducted emission Test & Radiated emission Test
EN 61000-3-2/GB 17625.1	Harmonic current emissions
EN 61000-3-3	Voltage fluctuations & flicker
EMS × 0	0 I
EN 61000-4-2	Electrostatic Discharge (ESD): 8 kV air discharge, 4 kV contact discharge
EN 61000-4-3	Radio-Frequency Electromagnetic Field Susceptibility Test-RS
EN 61000-4-4	Electrical Fast Transient / Burst-EFT
EN 61000-4-5	Surge Immunity Test: AC Power Line: Differential Mode 4 kV, Common Mode 6 kV
EN 61000-4-6	Conducted Radio Frequency Disturbances Test-CS
EN 61000-4-8	Power Frequency Magnetic Field Test
EN 61000-4-11	Voltage Dips
EN 61547	Electromagnetic Immunity Requirements Applies To Lighting Equipment

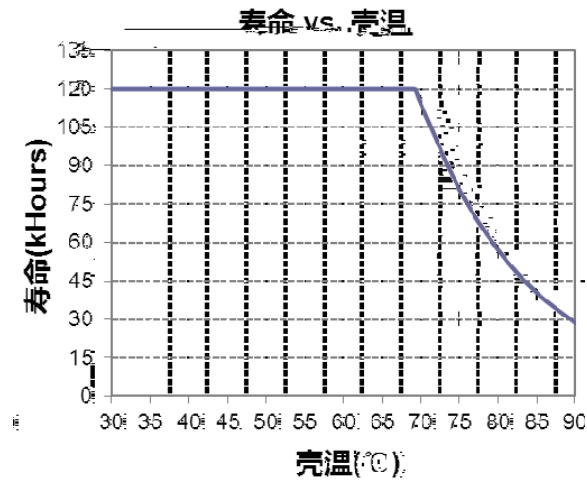
I u > á + 3/ ö Ö k x 9 > • ° À © Ĩ %² B ä k - È ` ° À Ä € — Ö g + 3/ , ¼ G • ož

· · Ž


降额曲线



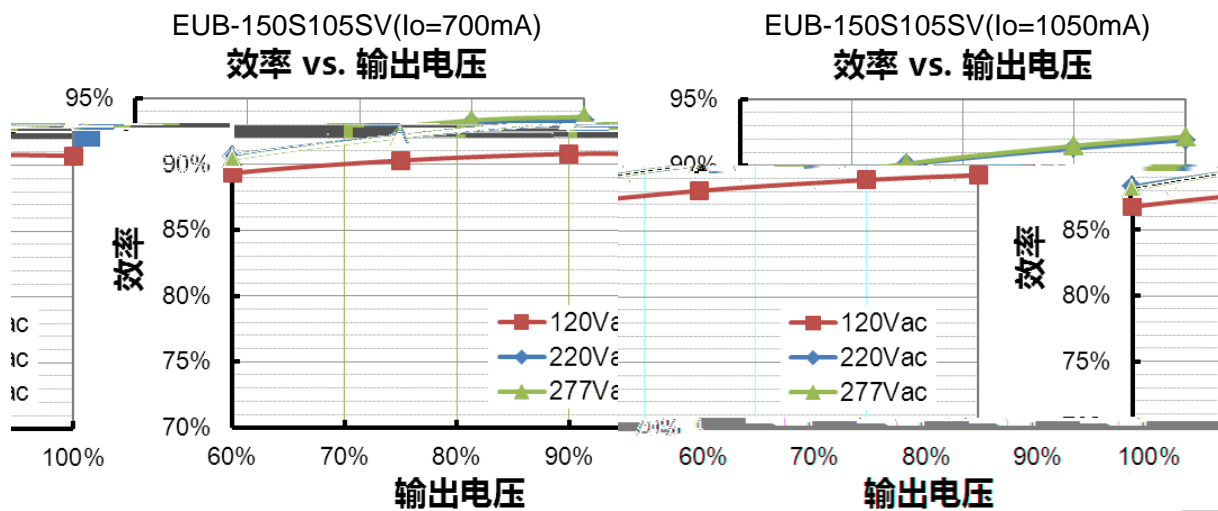
- w * Ò t • Ž

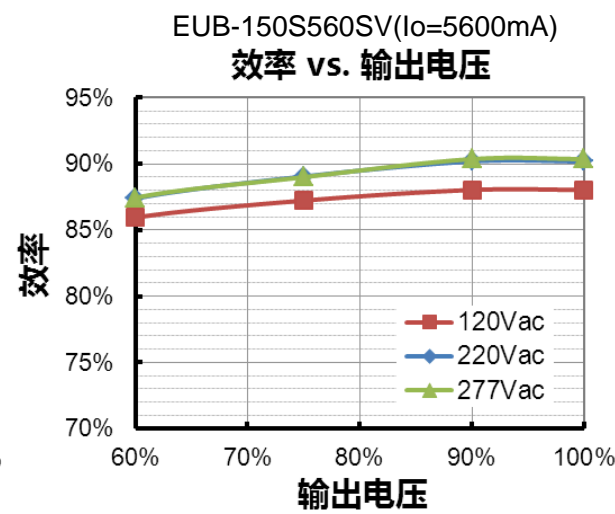
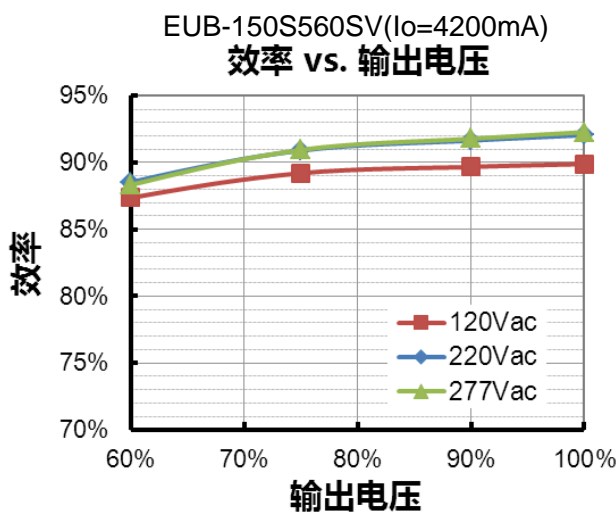
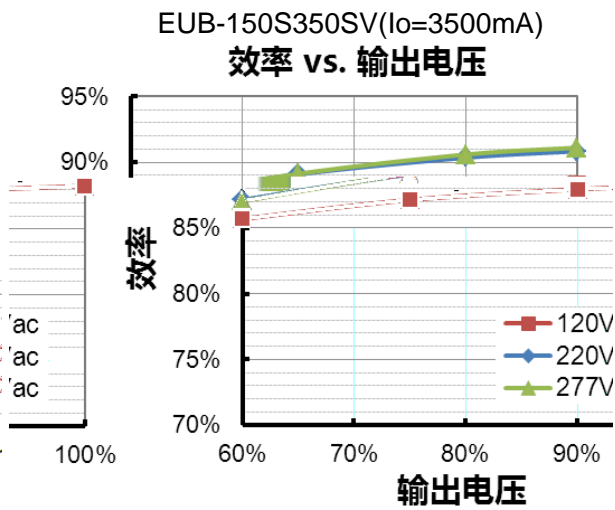
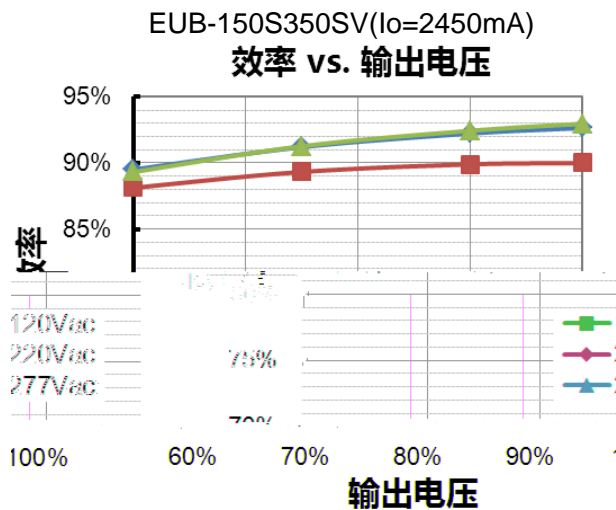
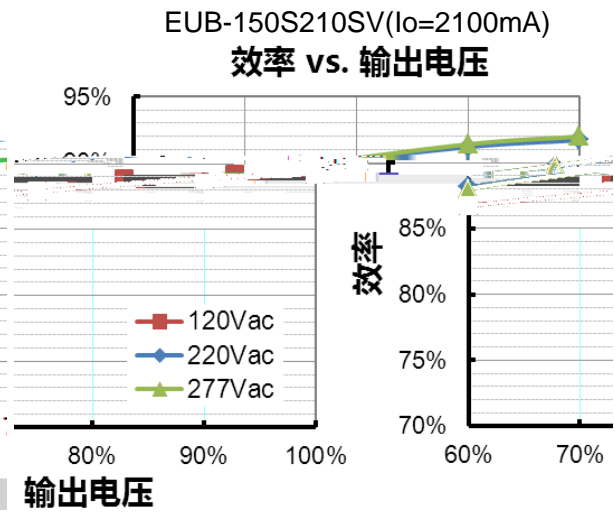
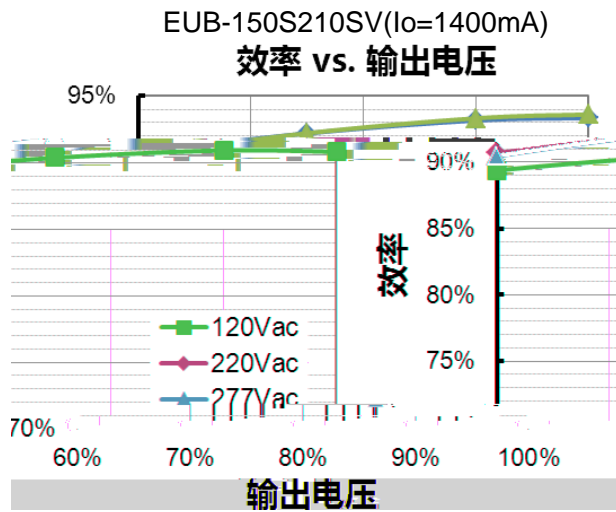


_ f • Ž

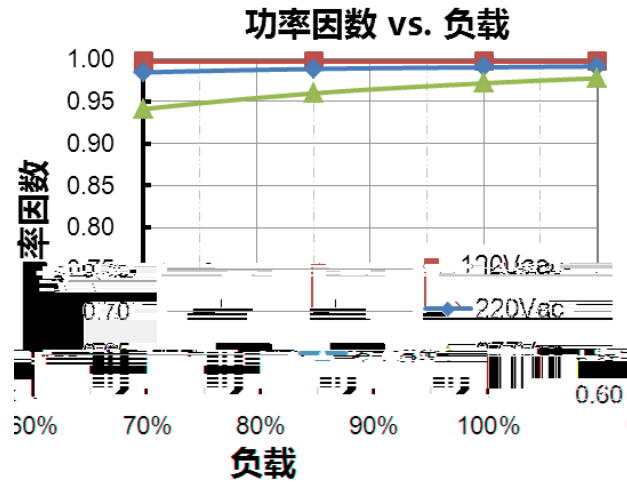


] • Ž

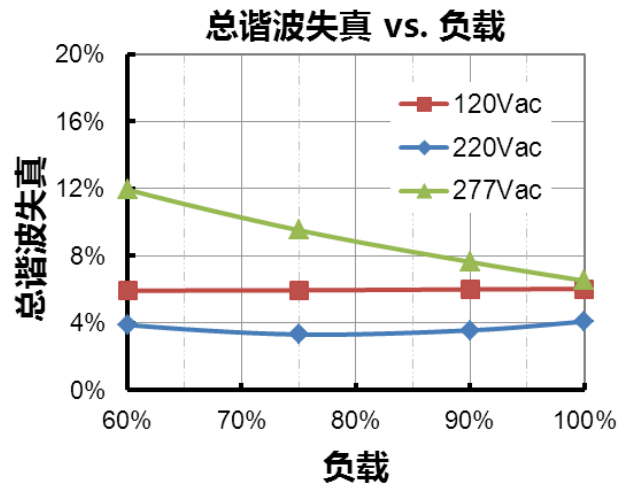




↳ d • Ž



5 f G á • Ž



• õ ×

¿ d	Ô
“ ‘	‘ v % "ož "†" ž k v Ê Öož
¿ è ‘	Ê Ö % "ož ? è ž k D } — C oož ? è †" ž k U Ê Öož
g ‘	ÿ ß 9 k ' ò " • 8 Äož

Î P Ô W \ Y Ô x — f ´

Z EUB-150S105SV

Î P Ô W f ´ (loset)	Î P Ô 8 Ÿ		Ô I
À ¹ š	£ 3 š	£ Ü š	/
1050mA	75V	143V	É ä ÿ ß v — å 8
1000mA	75V	150V	
950mA	79V	158V	
900mA	83V	166V	
850mA	88V	176V	
800mA	94V	187V	
750mA	100V	200V	
700mA	107V	214V	

Z EUB-150S210SV

Î P Ô W f ´ (loset)	Î P Ô 8 Ÿ		Ô I
À ¹ š	£ 3 š	£ Ü š	/
2100mA	38V	71V	É ä ÿ ß v — å 8
2000mA	38V	75V	
1900mA	40V	79V	
1800mA	42V	83V	
1700mA	44V	88V	
1600mA	47V	94V	
1500mA	50V	100V	
1400mA	54V	107V	

Z EUB-150S350SV

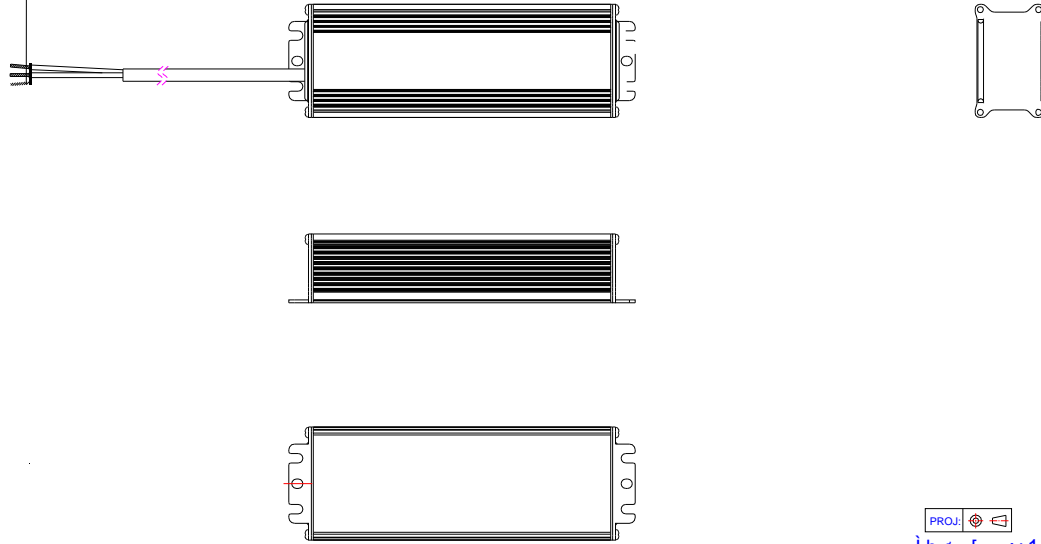
Î Ð Ô W f ´ (loset)	Î Ð Ô 8 Ỹ		Ô I
À ¹ š	£ 3 š	£ Ü š	/
3500mA	22V	43V	É ä ÿ ß v — à 8
3325mA	23V	45V	
3150mA	24V	47.5V	
2975mA	26V	50.5V	
2800mA	27V	53.5V	
2625mA	29V	57V	
2450mA	32V	61V	

Z EUB-150S560SV

Î Ð Ô W f ´ (loset)	Î Ð Ô 8 Ỹ		Ô I
À ¹ š	£ 3 š	£ Ü š	/
5600mA	14V	26.5V	É ä ÿ ß v — à 8
5250mA	15V	28.5V	
4900mA	16V	30.5V	
4550mA	17V	33V	
4200mA	18V	36V	

I u G ´ › /6 ... ^ ´ k ñ · 1 y ~ ... J p 7 r ñ o ž

2 Å ç



PROJ
ihç,[:±1

